

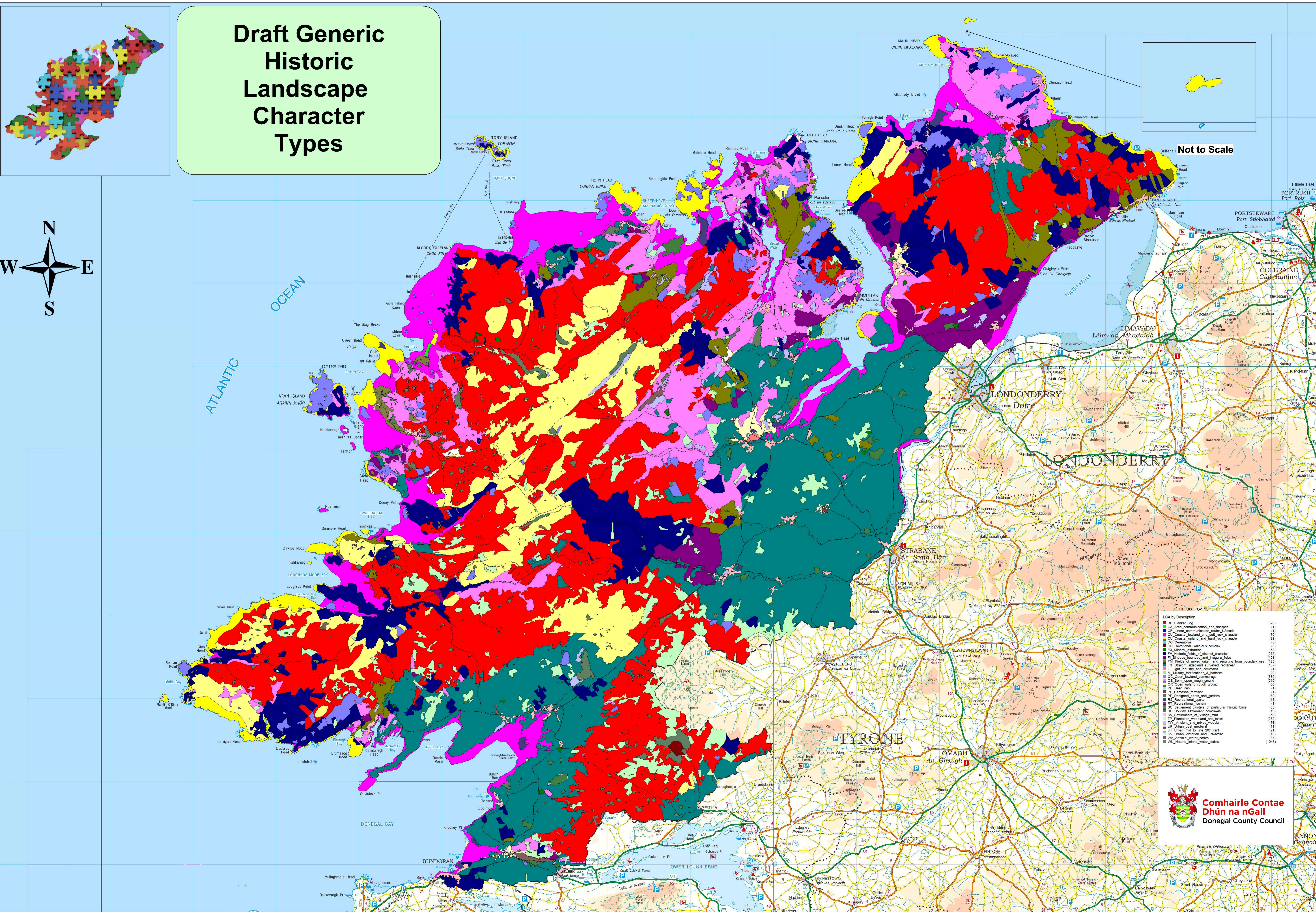


Draft Generic Historic Landscape Character Types



Not to Scale



LCA by Description

BB	Blanket Bog	(320)
CA	Area communication and transport	(11)
CR	Linear communication routes (roads)	(70)
CU	Coastal upland and soft rock character	(89)
DU	Coastal upland and hard rock character	(89)
DR	Devotional Religious complex	(6)
FR	Historic fields of distinct character	(279)
FS	Simultaneous fields and irregular fields	(110)
FM	Fields of mixed origin and resulting from boundary loss	(125)
LI	Light industry and commerce	(167)
LS	Linear settlements and villages	(11)
OS	Open woodland and rough ground	(210)
OC	Open woodland rough ground	(50)
PD	Designated park	(1)
PP	Designated parks and gardens	(69)
RS	Recreational sports	(15)
RT	Recreational tourism	(6)
SC	Settlement clusters of particular historic forms	(15)
SH	Holiday settlement complexes	(86)
SI	Settlements of village form	(239)
TP	Plantation woodland and forest	(18)
TV	Arctic and mixed woodland	(11)
UP	Urban post-medieval	(21)
UV	Urban mid to late 20th cent	(10)
VA	Artificial water bodies	(57)
VS	Natural water bodies	(104)

